


**CONDUCTOR SCHEDULE**

Conductor Run	1	2	3	4	5	6	7	8	9	10
Conductor Size	14	12	14	12	14	12	14	12	14	12
φ A	5	3	5	3	5	3	5	3	5	3
φ B	5	3	5	3	5	3	5	3	5	3
Spans	3	3	3	3	3	3	3	3	3	3
φ B Over Mount	2	2	2	2	2	2	2	2	2	2
Signal Mount	1	1	1	1	1	1	1	1	1	1
φ B Detector	2	2	2	2	2	2	2	2	2	2
Detector Spacing	1	1	1	1	1	1	1	1	1	1
Multiple Spacing	1	1	1	1	1	1	1	1	1	1
Lighting Mount	1	1	1	1	1	1	1	1	1	1
Conductor	1	1	1	1	1	1	1	1	1	1
Quadrant Mount	1	1	1	1	1	1	1	1	1	1
Interconnect	1	1	1	1	1	1	1	1	1	1
Mount Size	2"	1 1/2"	1 1/2"	1"	1"	1"	1"	1"	1"	1"

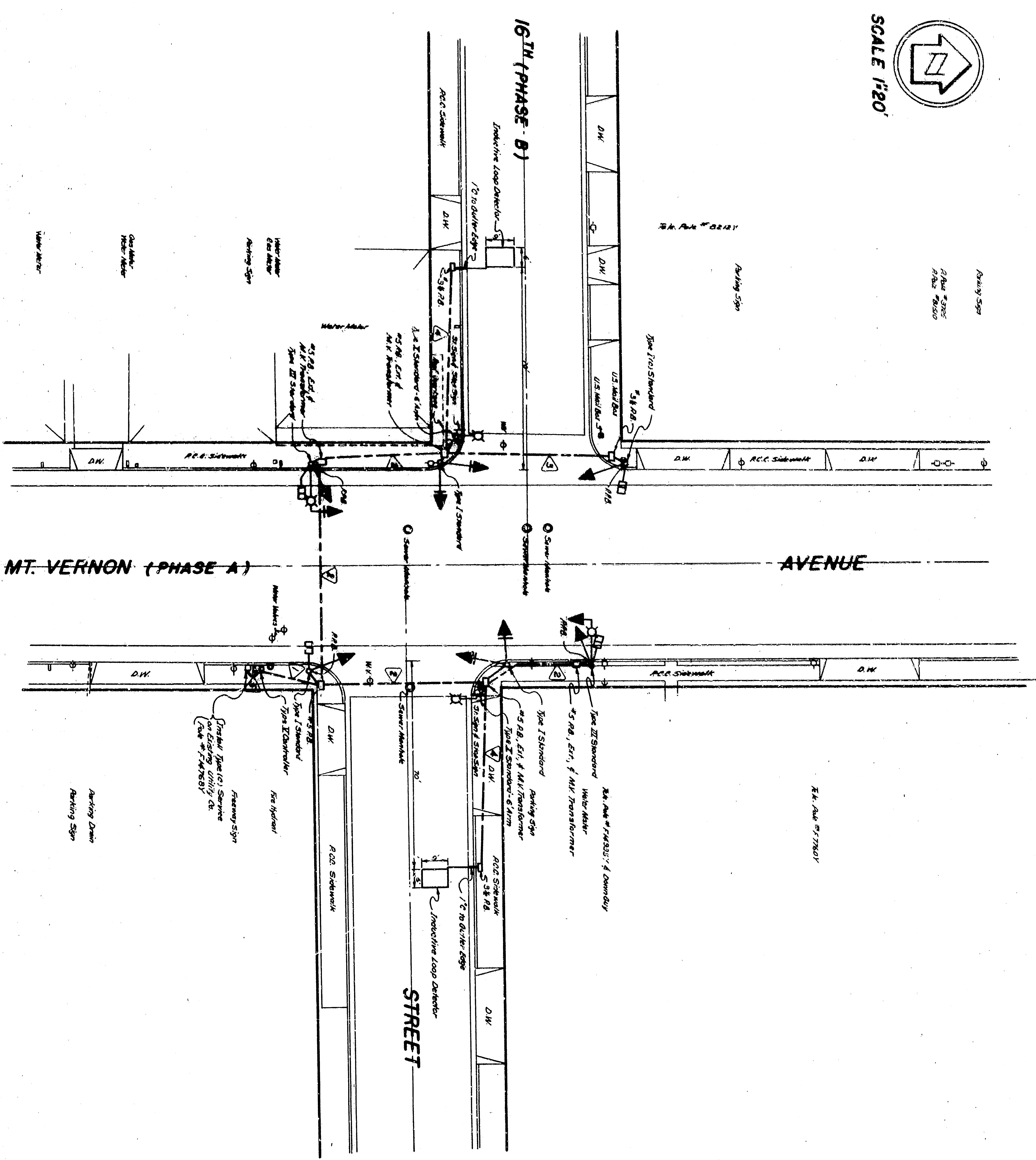
APPROVED: *[Signature]*  
CITY ENGINEER  
REGISTERED CIVIL ENGINEER NO. 28823

DRAWING NO. 3121  
DRAWN BY *[Signature]*  
CHECKED BY *[Signature]*  
SHEET 3 OF 3  
DATE 10/10/20

**CITY OF SAN BERNARDINO**  
DEPARTMENT OF ENGINEERING  
**INSTALLATION OF TRAFFIC SIGNALS  
AND SAFETY LIGHTING**



SCALE 1/80'



CONDUCTOR SCHEDULE

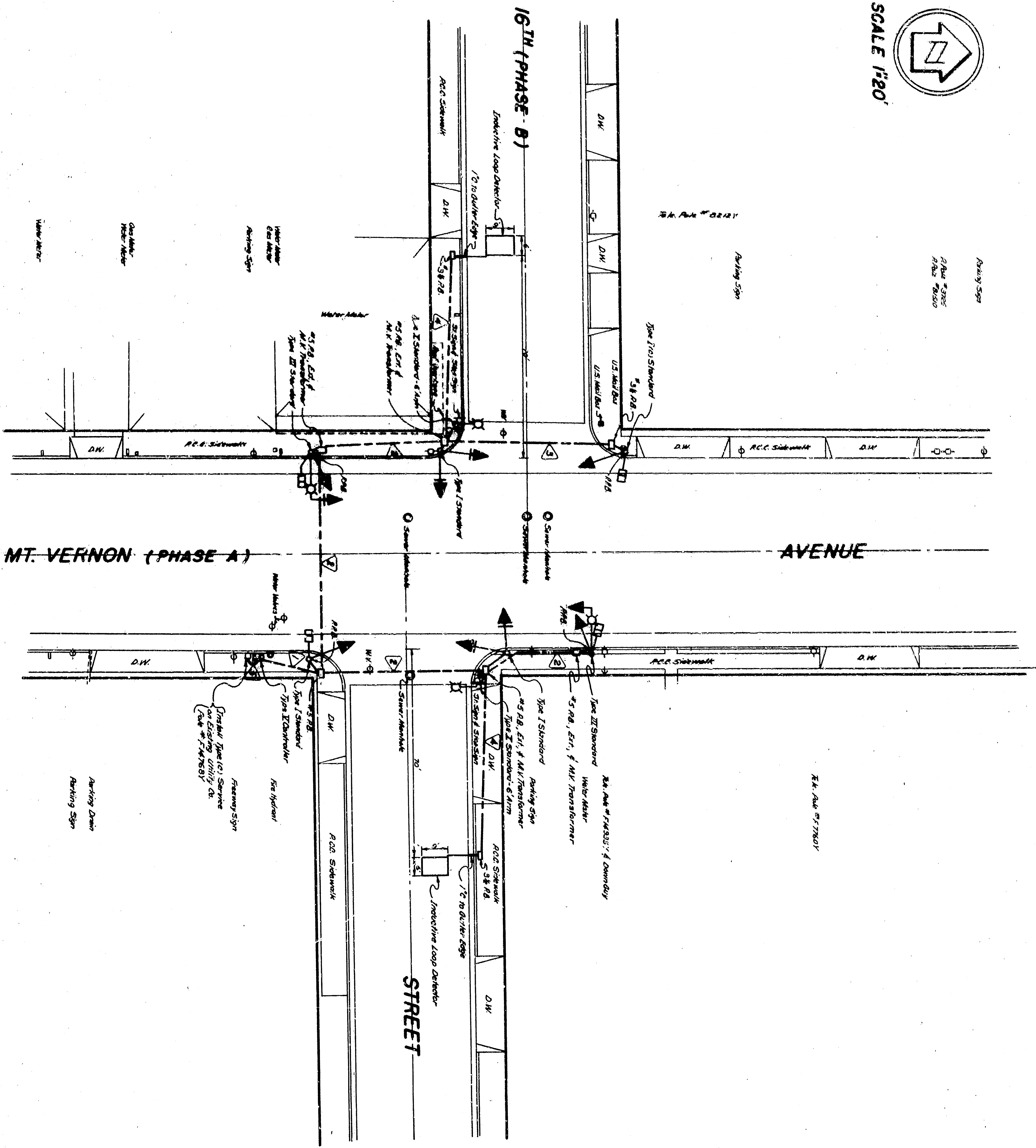

Conductor Run					
Conductor Size	16	18	18	18	18
Ø 1/2"	3	3	3	3	3
Ø 3/4"	1	1	1	1	1
Ø 1" Overhead	1	1	1	1	1
Ø 1" A.B.B.	1	1	1	1	1
Ø 1" Detector	2	1	1	1	1
Detector Common	1	1	1	1	1
Multiple Lighting	1	1	1	1	1
Lighting Pole/Post	1	1	1	1	1
Control					
Quadrant/Radius					
Interconnect					
Special Size	2"	1/8"	1/2"	1"	1"

APPROVED	SEAN KELLY
CITY ENGINEER	
REGISTERED CIVIL ENGINEER NO. 28823	
DRAWING NO. 3121	DESIGNED BY
BY	DRAWN BY
SHEET 3 OF 20	
CHECKED BY	
DATE	

**INSTALLATION OF TRAFFIC SIGNALS AND SAFETY LIGHTING**

**CITY OF SAN BERNARDINO**

DEPARTMENT OF ENGINEERING



**CONDUCTOR SCHEDULE**

Conductor Run	1	2	3	4	5	6	7	8	9	10	11	12
Conductor Size	14	14	14	14	14	14	14	14	14	14	14	14
φ A	5	5	5	5	5	5	5	5	5	5	5	5
φ B	5	5	5	5	5	5	5	5	5	5	5	5
Spans	3	3	3	3	3	3	3	3	3	3	3	3
φ A Overhead	2	2	2	2	2	2	2	2	2	2	2	2
φ B Overhead	2	2	2	2	2	2	2	2	2	2	2	2
φ A Under	2	2	2	2	2	2	2	2	2	2	2	2
φ B Under	2	2	2	2	2	2	2	2	2	2	2	2
Overhead Crossover	1	1	1	1	1	1	1	1	1	1	1	1
Underground Lighting	1	1	1	1	1	1	1	1	1	1	1	1
Lighting Under	1	1	1	1	1	1	1	1	1	1	1	1
Overhead	1	1	1	1	1	1	1	1	1	1	1	1
Underground	1	1	1	1	1	1	1	1	1	1	1	1
Underground	1	1	1	1	1	1	1	1	1	1	1	1
Underground	1	1	1	1	1	1	1	1	1	1	1	1
Underground	1	1	1	1	1	1	1	1	1	1	1	1

APPROVED: *[Signature]*  
 REGISTERED CIVIL ENGINEER NO. 128823  
 CITY OF SAN BERNARDINO  
 DEPARTMENT OF ENGINEERING  
**INSTALLATION OF TRAFFIC SIGNALS  
 AND SAFETY LIGHTING**

DRAWING NO. 3121  
 SHEET 3 OF 3  
 DESIGNED BY: *[Signature]*  
 CHECKED BY: *[Signature]*  
 DATE: *[Date]*